

BIRT Restore / Default Properties

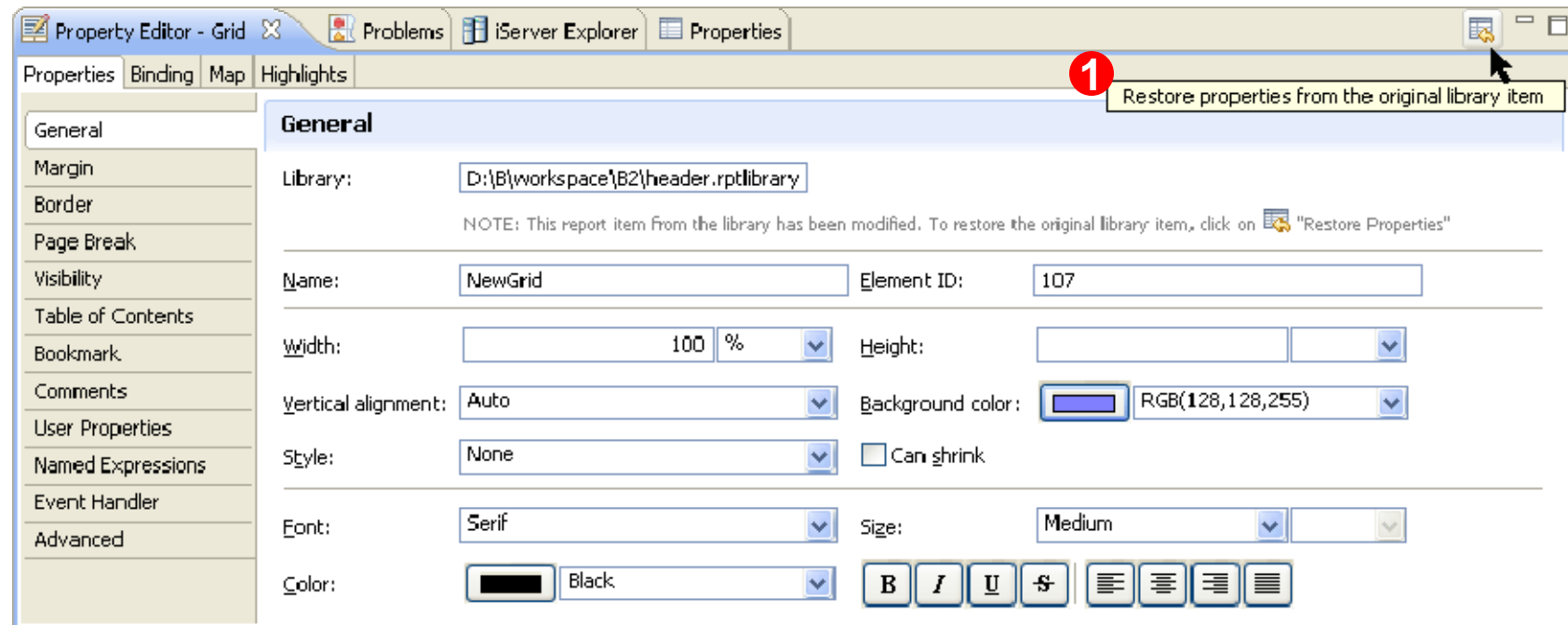


Boonboon Chanchoke

11/12/08

Restore Library Properties

Tool Tip Text

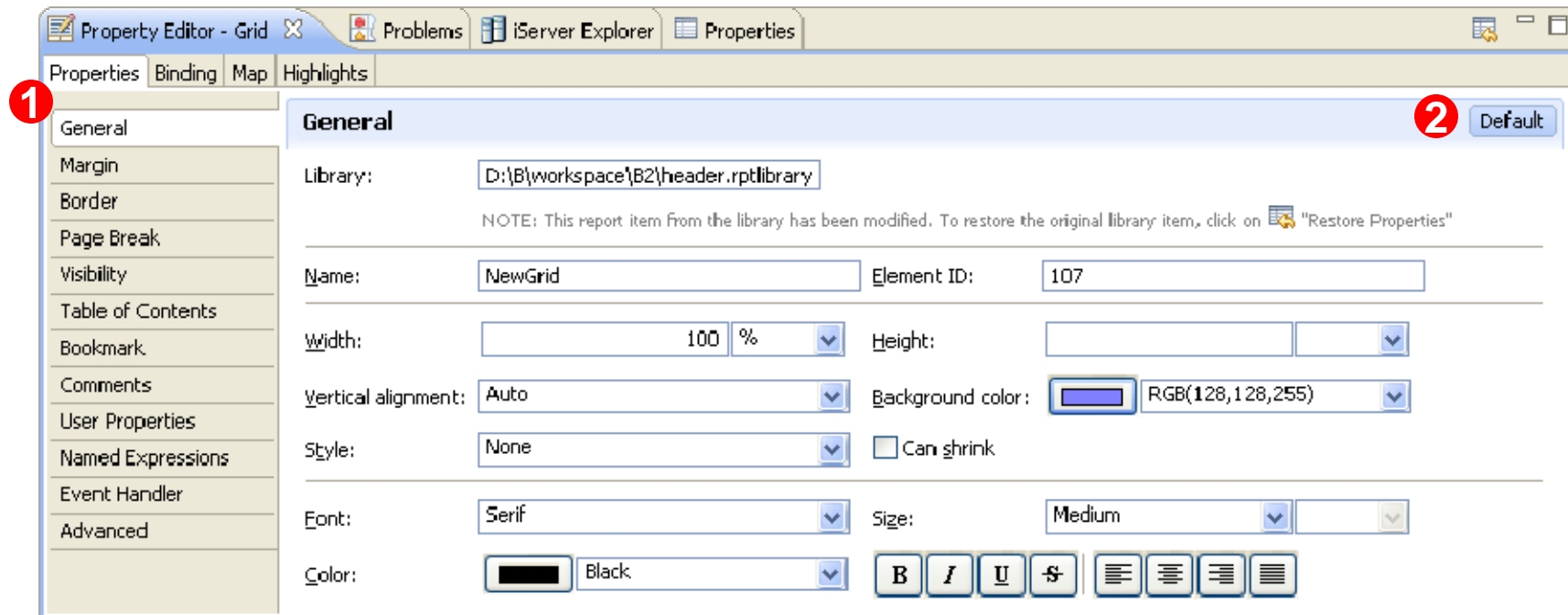


Descriptions

1. Suggest to change the tool tip text when mouse over to read "Restore properties from the original library item"

Default Properties

Properties Editor > General



Descriptions

1. Only these selected properties (tabs) will have a default button; General, Margin, Border, Page Break, Format, Padding.
2. The “Default” button is placed on top right on the blue bar. When clicking, the values will be restored back to default setting

Default Properties

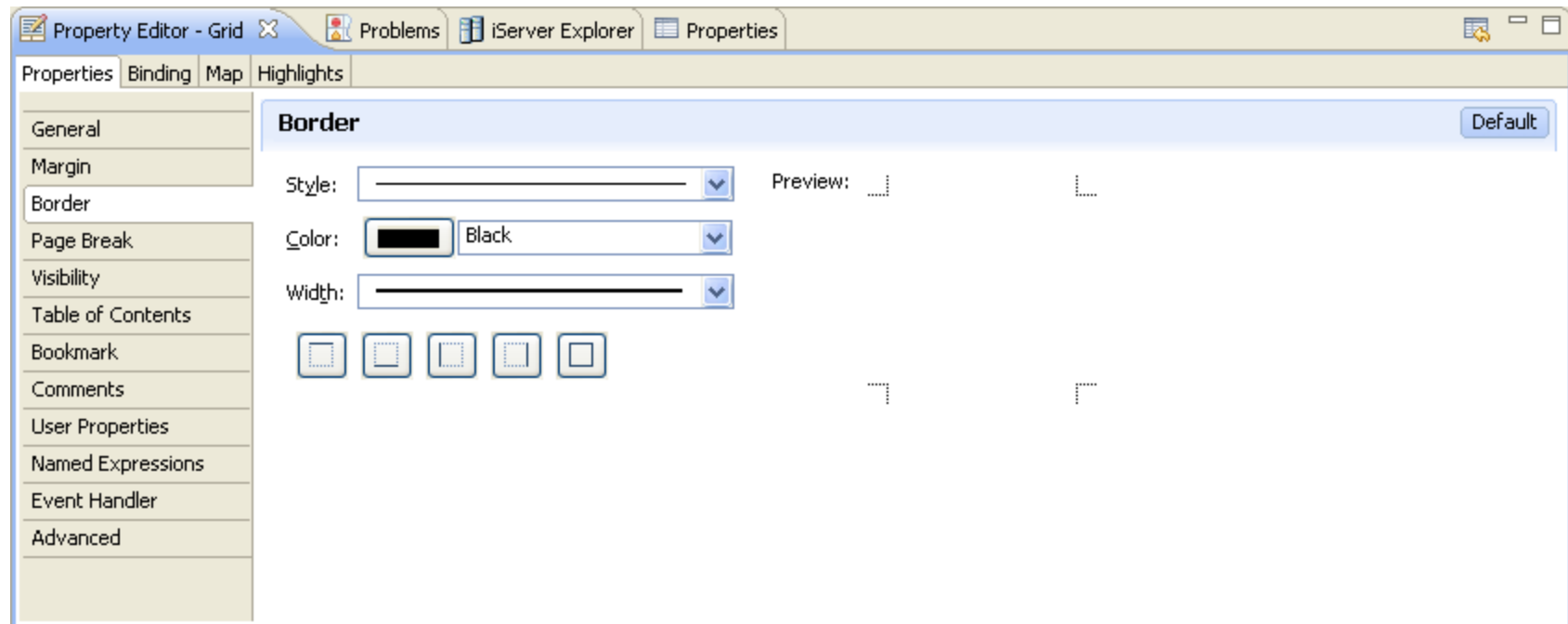
Properties Editor > Margin

The screenshot shows the 'Properties Editor - Grid' window with the 'Margin' tab selected. The left sidebar lists various property categories: General, Margin, Border, Page Break, Visibility, Table of Contents, Bookmark, Comments, User Properties, Named Expressions, Event Handler, and Advanced. The 'Margin' category is currently selected. The main area displays the 'Margin' settings with a 'Default' button in the top right corner. The settings are as follows:

Property	Value	Unit
Top:	1	points
Bottom:	0	points
Left:	0	points
Right:	0	points

Default Properties

Properties Editor > Border



Default Properties

Properties Editor > Page Break

The screenshot shows the 'Properties Editor - Grid' window with the 'Page Break' tab selected. The left sidebar lists various property categories, with 'Page Break' currently active. The main area displays settings for 'Before', 'After', 'Inside', and 'Master Page' page breaks, all set to 'Auto' or 'None'. A 'Default' button is located in the top right corner of the settings area.

Property	Value
Before:	Auto
After:	Auto
Inside:	Auto
Master Page:	None

Default Properties

Properties Editor > Format

